

Stainless steel enclosures

High performance, high reliability enclosures
for global applications



Eaton's Crouse-Hinds series Authorized distributor: Jinshan beiyuan electric co.,ltd./ csr@ksbyel.com



Powering Business Worldwide



Stainless steel enclosures

The ultimate in corrosion resistance and durability

Superior resistance to corrosion and heat, combined with unmatched strength, make stainless steel enclosures for global applications a long-term solution for even the most extreme environments.

Eaton's Crouse-Hinds series stainless steel enclosures are manufactured using high grade 316 stainless steel. Even in the most caustic environments, they are virtually immune to rust, corrosion and discoloration, greatly lowering cost of ownership through maintenance reduction.

This long life, low maintenance solution is ideal for:

- Corrosive environments
- Offshore and marine applications
- Above ground mining applications
- Food and beverage manufacturing
- Pharmaceutical manufacturing
- Healthcare facilities
- Wastewater treatment plants

Eaton's Crouse-Hinds series Authorized distributor Kunshan Beiyuan electric co.,ltd./ csr@ksbyel.com

Crouse-Hinds series selection guide

Find out which stainless steel enclosure is right for you



Quick selection guide



Features	N-TB	Ex-Cell	S-TB
Premium series with set sizes and features	✓		
Largest size range with flexible options		✓	
Small terminal junction box with simple design			✓
Integrated drainage channels	✓	✓	
Hinged & bolted removable cover	✓		
Hinged cover with quarter-turn clamp, bolted		✓	
Fully bolted cover		✓	✓

Eaton's Crouse-Hinds series Authorized distributor - kunshan beiyuan electric co.,ltd./ csr@ksbyel.com

Ex-Cell stainless steel enclosures

High performance, high reliability enclosures for global applications

Cl. I, Div. 2, Groups A, B, C, D^A
Cl. I, Zone 1
Cl. II Div. 2, Groups F, G
Cl. II, Zone 22

IECEX/ATEX
TR-CU/EAC
Type 3S, 4, 4X
IP66

Applications:

- Manufactured to meet the most demanding industrial and hazardous area environmental applications
- A globally certified enclosure and termination solution for Type 3S, 4, and 4X (stainless steel) applications
- Certified to the impact, thermal and IP66 ingress requirements of Ex standards

Features:

- Available in a comprehensive range of sizes, each with various configurations for a multitude of applications
- Offers unique design features, precision manufacturing and the highest quality materials, making it the premier choice for instrumentation and electrical applications across the globe
- Over 100 standard sizes in stainless steel
- Single door enclosures up to 63" x 48" x 16" (1600 x 1200 x 400mm)

Certifications and compliances:

- Class I, Division 2, Groups A, B, C, D^A; Class I, Zone 1
- Class II, Division 2, Group F, G
- Class II, Zone 22
- cULus to UL50/C22.2 No. 94-M91
- UL Listed E115376 (Ordinary Location)
- Type 3S, 4 – Type 4X/IP66 – stainless steel
- ATEX and IECEx component certificates (BAS 15ATEX0099U and IECEx BAS15.0071U)
- 2G Ex eb IIC Gb or 2D Ex tb IIIC Db
- TR-CU and EAC certified

Standard materials and finishes:

- 1.2 mm body, 1.5 mm door thick enclosure – 316L (1.4404 to EN10088) stainless steel (standard)
- Enclosure finish – superior corrosion-resistant chromium enriched electro-polished surface
- Gasket – foam-in-place silicone on lid (standard); cut silicone (optional)
- Quarter turn clamp fastening mechanism – stainless steel
- Door hinges – stainless steel
- Enclosure mounting – four external 3mm stainless steel welded lugs, 11mm Ø holes/slots
- Equipment mounting – four (up to 10 depending on size) stand-off pillars 9mm Ø, 5mm high, tapped M6 x 10, for rail/mounting plate
- Enclosure earthing – M10 external and internal stainless steel earth stud assembly
- Gland plates – rounded corners to eliminate sharp points; 3mm thickness (standard); 6mm thickness (optional)

Technical specifications:

- Empty enclosure:
 - Standard service temperature: -55°C to +120°C
 - Extended service temperature: -60°C to +135°C (with suffix 'E')
- Impact resistance: 7 J (Nm)



Ex-Cell-T / XL-T terminal boxes:

Ex-Cell enclosures are available assembled as custom configured and certified terminal boxes. Options include custom entries, cable glands and plugs with built-in terminals (Ex-e and Ex-i) and other equipment. Contact factory for ordering details.

Standards:

- IEC/EN/UL/CAN 60079-0
- IEC/EN/UL/CAN 60079-7
- IEC/EN 60079-31
- IEC/EN 60529

Certificates:

- BVS16 ATEX-E-115X
- IECEx BVS 16.0080X
- UL Listed E108296 (Hazardous Location)
- RU_C-DE.AA87.B.00885

Ambient temperatures[ⓐ]:

- -55°C to +40°C (with temperature class T6 and maximum surface temperature of T80°C)
- -55°C to +55°C (with temperature class T5 and maximum surface temperature of T95°C)
- -55°C to +55/80/100/110°C (with temperature class T4 and surface temperature of T135°C)
- -60°C to +80/100/110°C (with temperature class T4 and surface temperature of T135°C) – requires suffix 'E' extended temperature version)

Materials:

- 316L electro-polished stainless steel

Electrical ratings:

- Rated voltage up to 690V AC/DC; rated current up to 400A; terminal cross-sections up to 240mm²

Markings:

- ATEX and IECEx: Ex eb IIC T6/5/4 Gb;
Ex tb IIIC T80/95/130°C Db
- NEC 500 and NEC 505: Class I, Division 2, Groups A, B, C, D;
Class I, Zone 1, AEx e IIC T6/5/4; Class II Division 2, Group F & G;
Class II, Zone 22, AEx tc IIIC Dc
- EAC CU TR: 1Ex e IIC T6/T5 Gb X or Ex tb IIIC T80/95/130°C Db X

^A When terminal blocks or approved Class I, Division 2 devices are installed within the enclosure in accordance with NEC/CEC requirements. These enclosures are NOT explosionproof and will NOT contain an explosion. Installation of arcing and sparking devices which are not Class I, Division 2 rated or higher is NOT PERMITTED.

[ⓐ] Temperature range depends on ratings of built-in components.

* Painted versions only available on demand.

Ex-Cell stainless steel enclosures

High performance, high reliability enclosures for global applications

Cl. I, Div. 2, Groups A, B, C, D[Ⓐ]
Cl. I, Zone 1
Cl. II Div. 2, Groups F, G
Cl. II, Zone 22

IECEX/ATEX
TR-CU/EAC
Type 3S, 4, 4X
IP66

Mounting options

- Enclosure is mounted using four heavy duty, 3mm thick, surface welded stainless steel lugs
- One set of lugs are slotted for ease of mounting, providing a secure, reliable means of mounting the enclosure
- Available in vertical or horizontal configuration.

Glanding options

- Available with up to 4 gland plates (3mm thick) on each side
- Five possible combinations of 0, 1, 2, 3 or 4 gland plates available
- Gland plates secured via riveted nutserts for improved sealing

One-piece gasket

- High integrity one-piece silicone sealing gasket provides an IP66 rating and excellent recovery and re-sealing properties for continuous environmental protection



Quarter turn clamp


- Standard cover features a captive quarter-turn clamp fastening mechanism that provides a rapid means of achieving an IP66 rated seal for reliable environmental protection
- Bolted cover and padlockable cover also available

Earth ground stud assembly

- External and internal stainless steel earth/ground stud assembly enables rapid and reliable protective earth/ground connection
- Mounted on the side of the enclosure for ease of access

Integral drainage channel

- Integral drainage channel prevents liquids or other solid contaminants from running in or falling into the enclosure when the door is opened
- Minimizes gasket path contamination



[Ⓐ]When terminal blocks or approved Class I, Division 2 devices are installed within the enclosure in accordance with NEC/CEC requirements. These enclosures are NOT explosionproof and will NOT contain an explosion. Installation of arcing and sparking devices which are not Class I, Division 2 rated or higher is NOT PERMITTED.

Ex-Cell stainless steel enclosures

High performance, high reliability enclosures for global applications

Cl. I, Div. 2, Groups A, B, C, D[Ⓐ]
 Cl. I, Zone 1
 Cl. II Div. 2, Groups F, G
 Cl. II, Zone 22

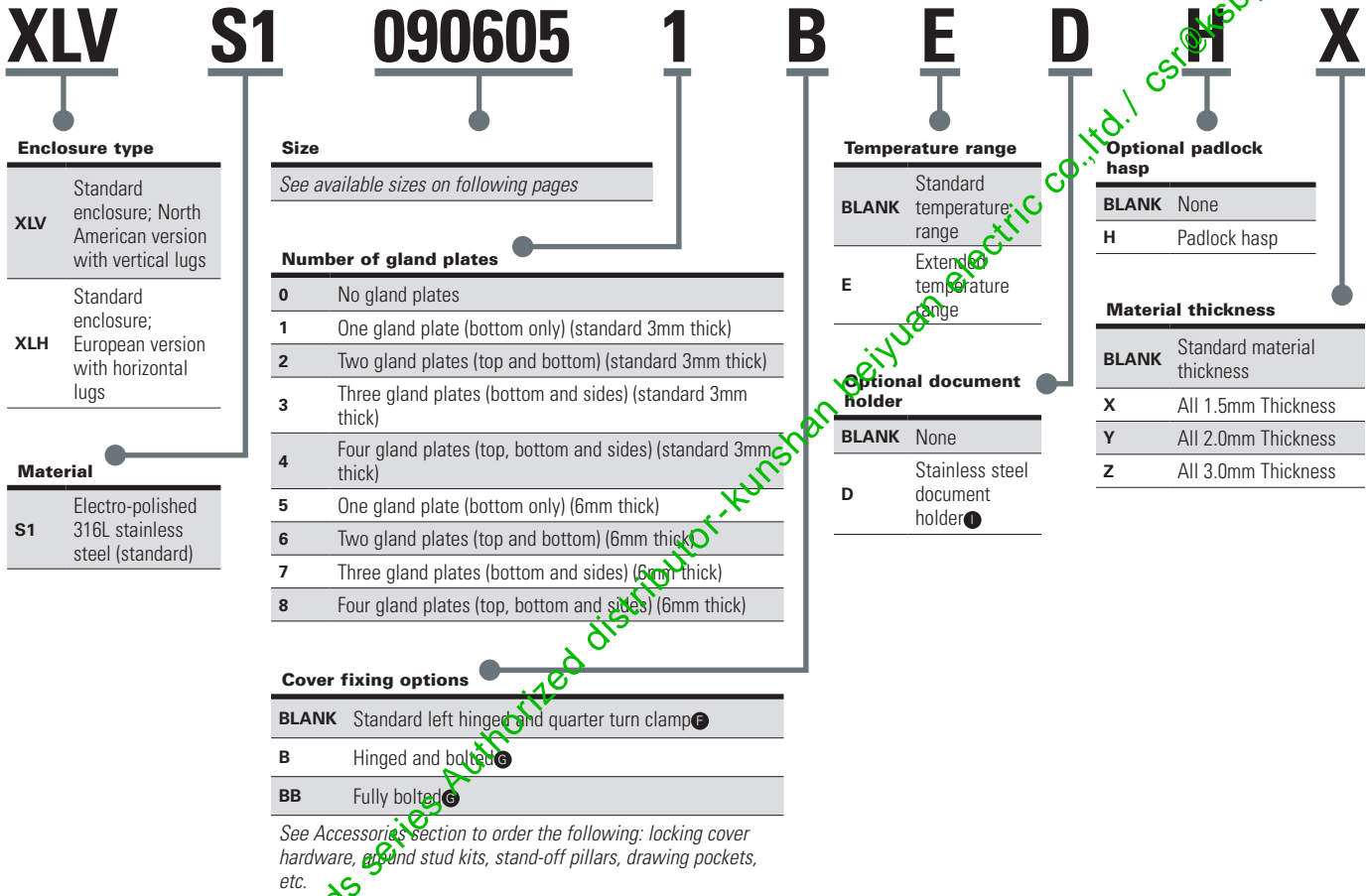
IECEX/ATEX
 TR-CU/EAC
 Type 3S, 4, 4X
 IP66

Ordering information:

Catalog numbers on following page are for stainless steel enclosures with one gland plate.

Ex-Cell enclosures are available in a variety of materials and configurations. To customize, utilize the part number example below:

Part number example
XLVS10906051B



[Ⓐ]When terminal blocks or approved Class I, Division 2 devices are installed within the enclosure in accordance with NEC/CEC requirements. These enclosures are NOT explosionproof and will NOT contain an explosion. Installation of arcing and sparking devices which are not Class I, Division 2 rated or higher is NOT PERMITTED.

[Ⓕ]XLV type has slot shaped quarter turn clamp; XLH type has double bit quarter turn clamp.

[Ⓖ]Maximum enclosure width is XLH****50 or XLV****20 for this option.

[Ⓘ]Not available on enclosures where the width is equal to 203mm (8") and smaller.

Ex-Cell stainless steel enclosures

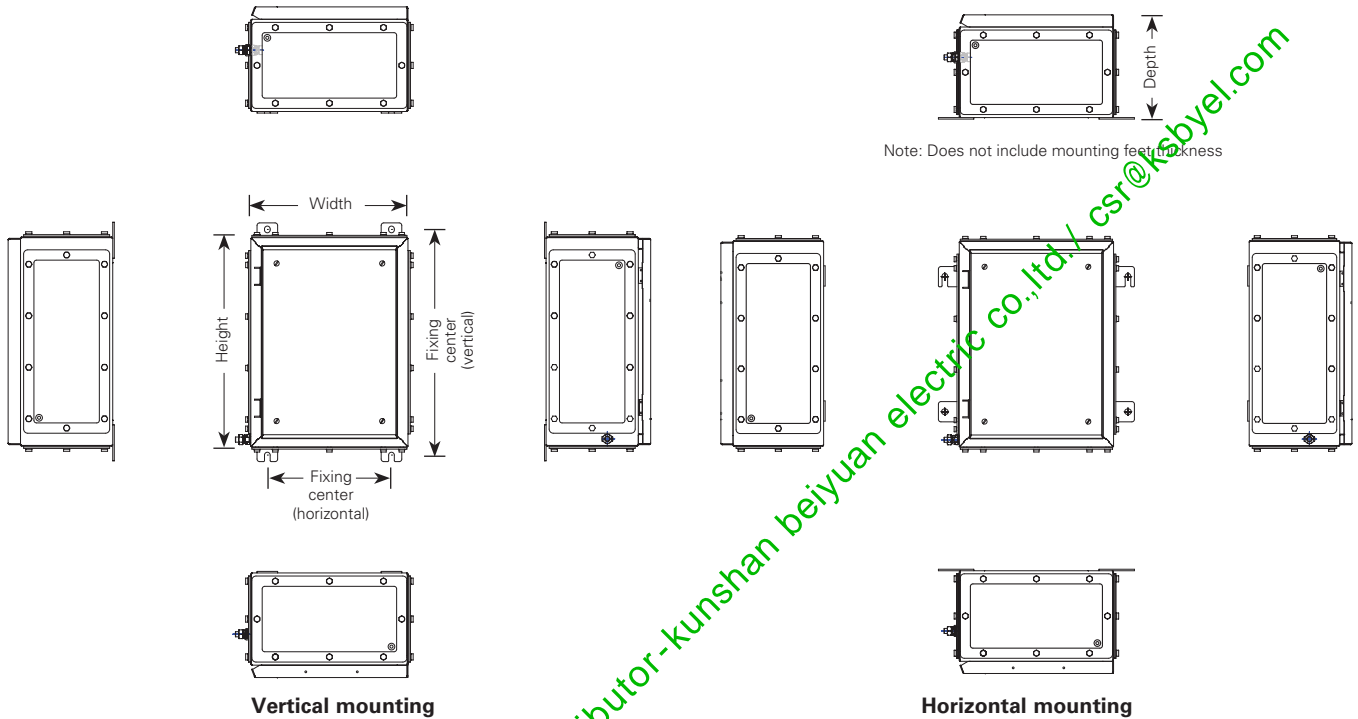
High performance, high reliability enclosures for global applications

Cl. I, Div. 2, Groups A, B, C, D^A
 Cl. I, Zone 1
 Cl. II Div. 2, Groups F, G
 Cl. II, Zone 22

IECEx/ATEX
 TR-CU/EAC
 Type 3S, 4, 4X
 IP66

Mounting information:

(See Ordering information section for dimensions)



Eaton's Crouse-Hinds series Authorized distributor - kunshan beiyuan electric co., ltd. / csr@kebyel.com

⚠ When terminal blocks or approved Class I, Division 2 devices are installed within the enclosure in accordance with NEC/CEC requirements. These enclosures are NOT explosionproof and will NOT contain an explosion. Installation of arcing and sparking devices which are not Class I, Division 2 rated or higher is NOT PERMITTED.

Ex-Cell stainless steel enclosures

High performance, high reliability enclosures for global applications

Cl. I, Div. 2, Groups A, B, C, D^A
Cl. I, Zone 1
Cl. II Div. 2, Groups F, G
Cl. II, Zone 22

IECEX/ATEX
TR-CU/EAC
Type 3S, 4, 4X
IP66

Ordering information (continued):

XLV enclosures with vertical mounting feet

Enclosure size (H x W x D) (in.)	Cat. #	Fixing center vertical (in.)	Fixing center horizontal (in.)	Cat. # Mounting plate ^L (zinc coated steel)
9 x 6 x 5	XLVS10906051	10.24	3.50	XLH2TMP2315
10 x 8 x 4	XLVS11008041	11.41	5.50	XLH2TMP2620
10 x 8 x 6	XLVS11008061	11.41	5.50	XLH2TMP2626
10 x 10 x 6	XLVS11010061	11.41	7.67	XLH2TMP2626
12 x 10 x 5	XLVS11210051	13.23	7.67	XLH2TMP3026
12 x 8 x 6	XLVS11208061	13.23	5.50	XLH2TMP3020
12 x 10 x 6	XLVS11210061	13.23	7.67	XLH2TMP3026
12 x 12 x 6	XLVS11212061	13.23	9.49	XLH2TMP3030
12 x 12 x 8	XLVS11212081	13.23	9.49	XLH2TMP3030
12 x 12 x 10	XLVS11212101	13.23	9.49	XLH2TMP3030
16 x 12 x 6	XLVS11612061	17.25	9.49	XLH2TMP4030
16 x 12 x 8	XLVS11612081	17.25	9.49	XLH2TMP4030
16 x 12 x 10	XLVS11612101	17.25	9.49	XLH2TMP4030
16 x 14 x 8	XLVS11614081	17.25	11.46	XLH2TMP4035
16 x 16 x 6	XLVS11616061	17.25	10.00	XLH2TMP4040
16 x 16 x 8	XLVS11616081	17.25	10.00	XLH2TMP4040
16 x 16 x 10	XLVS11616101	17.25	10.00	XLH2TMP4040
16 x 16 x 12	XLVS11616121	17.25	10.00	XLH2TMP4040
16 x 20 x 6	XLVS11620061	17.25	14.00	XLH2TMP4050
16 x 20 x 8	XLVS11620081	17.25	14.00	XLH2TMP4050
16 x 20 x 10	XLVS11620101	17.25	14.00	XLH2TMP4050
16 x 20 x 12	XLVS11620121	17.25	14.00	XLH2TMP4050
20 x 16 x 6	XLVS12016061	21.26	10.00	XLH2TMP5040
20 x 16 x 8	XLVS12016081	21.26	10.00	XLH2TMP5040
20 x 16 x 10	XLVS12016101	21.26	10.00	XLH2TMP5040
20 x 16 x 12	XLVS12016121	21.26	10.00	XLH2TMP5040
20 x 20 x 6	XLVS12020061	21.26	14.00	XLH2TMP5050
20 x 20 x 8	XLVS12020081	21.26	14.00	XLH2TMP5050
20 x 20 x 10	XLVS12020101	21.26	14.00	XLH2TMP5050
20 x 20 x 12	XLVS12020121	21.26	14.00	XLH2TMP5050
20 x 24 x 8	XLVS12024081	21.26	18.00	XLH2TMP5060
20 x 24 x 10	XLVS12024101	21.26	18.00	XLH2TMP5060
20 x 24 x 12	XLVS12024121	21.26	18.00	XLH2TMP5060
24 x 16 x 6	XLVS12416061	25.24	10.00	XLH2TMP6040
24 x 16 x 8	XLVS12416081	25.24	10.00	XLH2TMP6040
24 x 16 x 10	XLVS12416101	25.24	10.00	XLH2TMP6040
24 x 16 x 12	XLVS12416121	25.24	10.00	XLH2TMP6040
24 x 20 x 6	XLVS12420061	25.24	14.00	XLH2TMP6050
24 x 20 x 8	XLVS12420081	25.24	14.00	XLH2TMP6050
24 x 20 x 10	XLVS12420101	25.24	14.00	XLH2TMP6050
24 x 20 x 12	XLVS12420121	25.24	14.00	XLH2TMP6050
24 x 24 x 6	XLVS12424061	25.24	18.00	XLH2TMP6060
24 x 24 x 8	XLVS12424081	25.24	18.00	XLH2TMP6060
24 x 24 x 10	XLVS12424101	25.24	18.00	XLH2TMP6060
24 x 24 x 12	XLVS12424121	25.24	18.00	XLH2TMP6060
24 x 24 x 16	XLVS12424161	25.24	18.00	XLH2TMP6060
24 x 30 x 8	XLVS12430081	25.24	24.00	XLH2TMP6076
24 x 30 x 10	XLVS12430101	25.24	24.00	XLH2TMP6076
24 x 30 x 12	XLVS12430121	25.24	24.00	XLH2TMP6076
24 x 30 x 16	XLVS12430161	25.24	24.00	XLH2TMP6076
30 x 20 x 8	XLVS13020081	31.26	14.00	XLH2TMP7650
30 x 20 x 10	XLVS13020101	31.26	14.00	XLH2TMP7650
30 x 20 x 12	XLVS13020121	31.26	14.00	XLH2TMP7650
30 x 24 x 8	XLVS13024081	31.26	18.00	XLH2TMP7660
30 x 24 x 10	XLVS13024101	31.26	18.00	XLH2TMP7660
30 x 24 x 12	XLVS13024121	31.26	18.00	XLH2TMP7660
30 x 24 x 16	XLVS13024161	31.26	18.00	XLH2TMP7660
30 x 30 x 8	XLVS13030081	31.26	24.00	XLH2TMP7676
30 x 30 x 10	XLVS13030101	31.26	24.00	XLH2TMP7676
30 x 30 x 12	XLVS13030121	31.26	24.00	XLH2TMP7676
30 x 30 x 16	XLVS13030161	31.26	24.00	XLH2TMP7676

^AWhen terminal blocks or approved Class I, Division 2 devices are installed within the enclosure in accordance with NEC/CEC requirements. These enclosures are NOT explosionproof and will NOT contain an explosion. Installation of arcing and sparking devices which are not Class I, Division 2 rated or higher is NOT PERMITTED.

^LFits enclosures with both vertical or horizontal mounting feet. For stainless steel or painted steel mounting plates, contact factory.

Ex-Cell stainless steel enclosures

High performance, high reliability enclosures for global applications

Cl. I, Div. 2, Groups A, B, C, D^M
Cl. I, Zone 1
Cl. II Div. 2, Groups F, G
Cl. II, Zone 22

IECEx/ATEX
TR-CU/EAC
Type 3S, 4, 4X
IP66

Ordering information (continued):

XLV enclosures with vertical mounting feet (continued)

Enclosure size (H x W x D) (in.)	Cat. #	Fixing center vertical (in.)	Fixing center horizontal (in.)	Cat. # Mounting plate ^N (zinc coated steel)
32 x 24 x 8	XLVS13224081	33.11	18.00	XLH2TMP8060
32 x 24 x 10	XLVS13224101	33.11	18.00	XLH2TMP8060
32 x 24 x 12	XLVS13224121	33.11	18.00	XLH2TMP8060
32 x 24 x 16	XLVS13224161	33.11	18.00	XLH2TMP8060
32 x 32 x 8	XLVS13232081	33.11	27.56	XLH2TMP8080
32 x 32 x 10	XLVS13232101	33.11	27.56	XLH2TMP8080
32 x 32 x 12	XLVS13232121	33.11	27.55	XLH2TMP8080
32 x 32 x 16	XLVS13232161	33.11	27.56	XLH2TMP8080
36 x 24 x 8	XLVS13624081	37.25	18.00	XLH2TMP9060
36 x 24 x 10	XLVS13624101	37.25	18.00	XLH2TMP9060
36 x 24 x 12	XLVS13624121	37.25	18.00	XLH2TMP9060
36 x 24 x 16	XLVS13624161	37.25	18.00	XLH2TMP9060
36 x 30 x 8	XLVS13630081	37.25	24.00	XLH2TMP9076
36 x 30 x 10	XLVS13630101	37.25	24.00	XLH2TMP9076
36 x 30 x 12	XLVS13630121	37.25	24.00	XLH2TMP9076
36 x 30 x 16	XLVS13630161	37.25	24.00	XLH2TMP9076
36 x 36 x 8	XLVS13636081	37.25	30.00	XLH2TMP9090
36 x 36 x 10	XLVS13636101	37.25	30.00	XLH2TMP9090
36 x 36 x 12	XLVS13636121	37.25	30.00	XLH2TMP9090
36 x 36 x 16	XLVS13636161	37.25	30.00	XLH2TMP9090
40 x 24 x 8	XLVS14024081	40.95	18.00	XLH2TMP10060
40 x 24 x 10	XLVS14024101	40.95	18.00	XLH2TMP10060
40 x 24 x 12	XLVS14024121	40.95	18.00	XLH2TMP10060
40 x 24 x 16	XLVS14024161	40.95	18.00	XLH2TMP10060
40 x 32 x 8	XLVS14032081	40.95	27.56	XLH2TMP10080
40 x 32 x 10	XLVS14032101	40.95	27.56	XLH2TMP10080
40 x 32 x 12	XLVS14032121	40.95	27.56	XLH2TMP10080
40 x 32 x 16	XLVS14032161	40.95	27.56	XLH2TMP10080
40 x 40 x 8	XLVS14040081	40.95	35.43	XLH2TMP100100
40 x 40 x 10	XLVS14040101	40.95	35.43	XLH2TMP100100
40 x 40 x 12	XLVS14040121	40.95	35.43	XLH2TMP100100
40 x 40 x 16	XLVS14040161	40.95	35.43	XLH2TMP100100
48 x 24 x 10	XLVS14824101	48.81	18.00	XLH2TMP12060
48 x 24 x 12	XLVS14824121	48.81	18.00	XLH2TMP12060
48 x 24 x 16	XLVS14824161	48.81	18.00	XLH2TMP12060
48 x 32 x 10	XLVS14832101	48.81	27.55	XLH2TMP12080
48 x 32 x 12	XLVS14832121	48.81	27.55	XLH2TMP12080
48 x 32 x 16	XLVS14832161	48.81	27.56	XLH2TMP12080
48 x 36 x 10	XLVS14836101	48.81	30.00	XLH2TMP12090
48 x 36 x 12	XLVS14836121	48.81	30.00	XLH2TMP12090
48 x 36 x 16	XLVS14836161	48.81	30.00	XLH2TMP12090
48 x 40 x 12	XLVS14840121	48.81	35.43	XLH2TMP120100
48 x 40 x 16	XLVS14840161	48.81	35.43	XLH2TMP120100
48 x 48 x 12	XLVS14848121	48.81	43.30	XLH2TMP120120
48 x 48 x 16	XLVS14848161	48.81	43.30	XLH2TMP120120
60 x 36 x 12	XLVS16036121	61.57	30.00	XLH2TMP15290
60 x 36 x 16	XLVS16036161	61.57	30.00	XLH2TMP15290
63 x 48 x 16	XLVS16348161	63.82	43.30	XLH2TMP160120

^MWhen terminal blocks or approved Class I, Division 2 devices are installed within the enclosure in accordance with NEC/CEC requirements. These enclosures are NOT explosionproof and will NOT contain an explosion. Installation of arcing and sparking devices which are not Class I, Division 2 rated or higher is NOT PERMITTED.

^NFits enclosures with both vertical or horizontal mounting feet. For stainless steel or painted steel mounting plates, contact factory.

Ex-Cell stainless steel enclosures

High performance, high reliability enclosures for global applications

Cl. I, Div. 2, Groups A, B, C, D[ⓐ]
Cl. I, Zone 1
Cl. II Div. 2, Groups F, G
Cl. II, Zone 22

IECEX/ATEX
TR-CU/EAC
Type 3S, 4, 4X
IP66

Ordering information (continued):

XLH enclosures with horizontal mounting feet

Enclosure size (H x W x D) (mm)	Cat. #	Fixing center vertical (mm)	Fixing center horizontal (mm)	Cat. # Mounting plate [ⓑ] (zinc coated steel)
229 x 152 x 127	XLHS12315131	152	208	XLHZTMP2315
260 x 203 x 100	XLHS12620101	170	259	XLHZTMP2620
260 x 203 x 152	XLHS12620151	170	259	XLHZTMP2620
260 x 260 x 152	XLHS12626151	170	316	XLHZTMP2626
305 x 260 x 127	XLHS13026131	203	316	XLHZTMP3026
305 x 203 x 152	XLHS13020151	203	259	XLHZTMP3020
305 x 260 x 152	XLHS13026151	203	316	XLHZTMP3026
305 x 305 x 152	XLHS13030151	203	361	XLHZTMP3030
305 x 305 x 203	XLHS13030201	203	361	XLHZTMP3030
305 x 305 x 254	XLHS13030251	203	361	XLHZTMP3030
406 x 305 x 152	XLHS14030151	267	361	XLHZTMP4030
406 x 305 x 203	XLHS14030201	267	361	XLHZTMP4030
406 x 305 x 254	XLHS14030251	267	361	XLHZTMP4030
406 x 355 x 203	XLHS14035201	267	386	XLHZTMP4035
406 x 406 x 152	XLHS14040151	267	462	XLHZTMP4040
406 x 406 x 203	XLHS14040201	267	462	XLHZTMP4040
406 x 406 x 254	XLHS14040251	267	462	XLHZTMP4040
406 x 406 x 300	XLHS14040301	267	462	XLHZTMP4040
406 x 508 x 152	XLHS14050151	267	564	XLHZTMP4050
406 x 508 x 203	XLHS14050201	267	564	XLHZTMP4050
406 x 508 x 254	XLHS14050251	267	564	XLHZTMP4050
406 x 508 x 300	XLHS14050301	267	564	XLHZTMP4050
508 x 406 x 152	XLHS15040151	354	462	XLHZTMP5040
508 x 406 x 203	XLHS15040201	354	462	XLHZTMP5040
508 x 406 x 254	XLHS15040251	354	462	XLHZTMP5040
508 x 406 x 300	XLHS15040351	354	462	XLHZTMP5040
508 x 508 x 152	XLHS15050151	354	564	XLHZTMP5050
508 x 508 x 203	XLHS15050201	354	564	XLHZTMP5050
508 x 508 x 254	XLHS15050251	354	564	XLHZTMP5050
508 x 508 x 300	XLHS15050301	354	564	XLHZTMP5050
508 x 610 x 203	XLHS15060201	354	666	XLHZTMP5060
508 x 610 x 254	XLHS15060251	354	666	XLHZTMP5060
508 x 610 x 300	XLHS15060301	354	666	XLHZTMP5060
610 x 406 x 152	XLHS16040151	445	462	XLHZTMP6040
610 x 406 x 203	XLHS16040201	445	462	XLHZTMP6040
610 x 406 x 254	XLHS16040251	445	462	XLHZTMP6040
610 x 406 x 300	XLHS16040301	445	462	XLHZTMP6040
610 x 508 x 152	XLHS16050151	445	564	XLHZTMP6050
610 x 508 x 203	XLHS16050201	445	564	XLHZTMP6050
610 x 508 x 254	XLHS16050251	445	564	XLHZTMP6050
610 x 508 x 300	XLHS16050301	445	564	XLHZTMP6050
610 x 610 x 152	XLHS16060151	445	666	XLHZTMP6060
610 x 610 x 203	XLHS16060201	445	666	XLHZTMP6060
610 x 610 x 254	XLHS16060251	445	666	XLHZTMP6060
610 x 610 x 300	XLHS16060301	445	666	XLHZTMP6060
610 x 610 x 400	XLHS16060401	445	666	XLHZTMP6060
610 x 762 x 203	XLHS16076201	456	818	XLHZTMP6076
610 x 762 x 254	XLHS16076251	456	818	XLHZTMP6076
610 x 762 x 300	XLHS16076301	456	818	XLHZTMP6076
610 x 762 x 400	XLHS16176401	456	818	XLHZTMP6076
762 x 508 x 203	XLHS17650201	608	563	XLHZTMP7650
762 x 508 x 254	XLHS17650251	608	563	XLHZTMP7650
762 x 508 x 300	XLHS17650301	608	563	XLHZTMP7650
762 x 610 x 203	XLHS17660201	608	665	XLHZTMP7660
762 x 610 x 254	XLHS17660251	608	665	XLHZTMP7660
762 x 610 x 300	XLHS17660301	608	665	XLHZTMP7660
762 x 610 x 400	XLHS17660401	608	665	XLHZTMP7660
762 x 762 x 203	XLHS17676201	608	818	XLHZTMP7676
762 x 762 x 254	XLHS17676251	608	818	XLHZTMP7676
762 x 762 x 300	XLHS17676301	608	818	XLHZTMP7676
762 x 762 x 400	XLHS17676401	608	818	XLHZTMP7676

ⓐ When terminal blocks or approved Class I, Division 2 devices are installed within the enclosure in accordance with NEC/CEC requirements. These enclosures are NOT explosionproof and will NOT contain an explosion. Installation of arcing and sparking devices which are not Class I, Division 2 rated or higher is NOT PERMITTED.

ⓑ Fits enclosures with both vertical or horizontal mounting feet. For stainless steel or painted steel mounting plates, contact factory.

Ex-Cell stainless steel enclosures

High performance, high reliability enclosures for global applications

Cl. I, Div. 2, Groups A, B, C, D[Ⓐ]
Cl. I, Zone 1
Cl. II Div. 2, Groups F, G
Cl. II, Zone 22

IECEx/ATEX
TR-CU/EAC
Type 3S, 4, 4X
IP66

Ordering information (continued):

XLH enclosures with horizontal mounting feet (continued)

Enclosure size (H x W x D) (mm)	Cat. #	Fixing center vertical (mm)	Fixing center horizontal (mm)	Cat. # Mounting plate [Ⓑ] (zinc coated steel)
800 x 610 x 203	XLHS18060201	500	655	XLHZTMP8060
800 x 610 x 250	XLHS18060251	500	655	XLHZTMP8060
800 x 610 x 300	XLHS18060301	500	655	XLHZTMP8060
800 x 610 x 400	XLHS18060401	500	665	XLHZTMP8060
800 x 800 x 203	XLHS18080201	500	856	XLHZTMP8080
800 x 800 x 250	XLHS18080251	500	856	XLHZTMP8080
800 x 800 x 300	XLHS18080301	500	856	XLHZTMP8080
800 x 800 x 400	XLHS18080401	500	856	XLHZTMP8080
914 x 610 x 203	XLHS19060201	650	665	XLHZTMP9060
914 x 610 x 250	XLHS19060251	650	665	XLHZTMP9060
914 x 610 x 300	XLHS19060301	650	665	XLHZTMP9060
914 x 610 x 400	XLHS19060401	650	666	XLHZTMP9060
914 x 762 x 203	XLHS19076201	650	818	XLHZTMP9076
914 x 762 x 250	XLHS19076251	650	818	XLHZTMP9076
914 x 762 x 300	XLHS19076301	650	818	XLHZTMP9076
914 x 762 x 400	XLHS19076401	650	818	XLHZTMP9076
914 x 914 x 203	XLHS19090201	650	970	XLHZTMP9090
914 x 914 x 250	XLHS19090251	650	970	XLHZTMP9090
914 x 914 x 300	XLHS19090301	650	970	XLHZTMP9090
914 x 914 x 400	XLHS19090401	650	970	XLHZTMP9090
1000 x 610 x 203	XLHS110060201	700	665	XLHZTMP10060
1000 x 610 x 250	XLHS110060251	700	665	XLHZTMP10060
1000 x 610 x 300	XLHS110060301	700	665	XLHZTMP10060
1000 x 610 x 400	XLHS110060401	700	665	XLHZTMP10060
1000 x 800 x 203	XLHS11008020	700	856	XLHZTMP10080
1000 x 800 x 250	XLHS110080251	700	856	XLHZTMP10080
1000 x 800 x 300	XLHS110080301	700	856	XLHZTMP10080
1000 x 800 x 400	XLHS110080401	700	856	XLHZTMP10080
1000 x 1000 x 203	XLHS110010020	700	1056	XLHZTMP100100
1000 x 1000 x 250	XLHS1100100251	700	1056	XLHZTMP100100
1000 x 1000 x 300	XLHS1100100301	700	1056	XLHZTMP100100
1000 x 1000 x 400	XLHS1100100401	700	1056	XLHZTMP100100
1200 x 610 x 250	XLHS112060251	800	665	XLHZTMP12060
1200 x 610 x 300	XLHS112060301	800	665	XLHZTMP12060
1200 x 610 x 400	XLHS112060401	900	665	XLHZTMP12060
1200 x 800 x 250	XLHS112080251	800	856	XLHZTMP12080
1200 x 800 x 300	XLHS112080301	800	856	XLHZTMP12080
1200 x 800 x 400	XLHS112080401	900	856	XLHZTMP12080
1200 x 914 x 250	XLHS112090251	800	970	XLHZTMP12090
1200 x 914 x 300	XLHS112090301	800	970	XLHZTMP12090
1200 x 914 x 400	XLHS112090401	900	970	XLHZTMP12090
1200 x 1000 x 300	XLHS1120100301	800	1056	XLHZTMP120100
1200 x 1000 x 400	XLHS1120100401	900	1056	XLHZTMP120100
1200 x 1200 x 300	XLHS1120120301	800	1256	XLHZTMP120120
1200 x 1200 x 400	XLHS1120120401	900	1256	XLHZTMP120120
1524 x 914 x 300	XLHS115290301	1100	970	XLHZTMP15290
1524 x 914 x 400	XLHS115290401	1100	970	XLHZTMP15290
1600 x 1200 x 400	XLHS1160120401	1100	1256	XLHZTMP160120

[Ⓐ]When terminal blocks or approved Class I, Division 2 devices are installed within the enclosure in accordance with NEC/CEC requirements. These enclosures are NOT explosionproof and will NOT contain an explosion. Installation of arcing and sparking devices which are not Class I, Division 2 rated or higher is NOT PERMITTED.

[Ⓑ]Fits enclosures with both vertical or horizontal mounting feet. For stainless steel or painted steel mounting plates, contact factory.

Ex-Cell stainless steel enclosures

High performance, high reliability enclosures for global applications

Cl. I, Div. 2, Groups A, B, C, D[Ⓐ]
 Cl. I, Zone 1
 Cl. II Div. 2, Groups F, G
 Cl. II, Zone 22

IECEX/ATEX
 TR-CU/EAC
 Type 3S, 4, 4X
 IP66

Options:

(Available with Ex-Cell standard and large enclosures only)

Padlockable hasp (to order, add suffix 'H' to end of catalog number):

- Provides a secondary means of security and safety
- Manufactured from the same material grade as the enclosure

Drawing pockets:

- Stainless steel holders for engineering drawings can be installed at the factory (to order, add suffix 'D' to end of catalog number)
- Plastic document holders may be ordered separately:
 - Catalog number: **SHS953324** (A4/letter size orange plastic, self-adhesive)[Ⓛ]
 - Catalog number: **SHS953325** (A5 clear plastic)[Ⓛ]
 - Catalog number: **SHS953326** (A6 transparent plastic bonded)[Ⓛ]
- Custom stainless steel options available (contact your sales representative)

Extended temperature range silicone gasket:

- Provides a service temperature of -60°C to +135°C
- To order, add suffix 'E' to end of catalog number

Sun shield and rain/deluge canopy (contact your sales representative):

- Can be retrofitted to the enclosure as required using existing fixing positions

ID tag – label and bracket

(contact your sales representative):

- Provides an effective solution for labeling enclosure assemblies with ID tag labels

Mounting plates (sub-plates)

(order separately):

- Zinc coated steel mounting plates are standard (see catalog numbers on previous pages)
- Stainless steel or painted steel mounting plates are available

Tag label holder:

- Available (contact your sales representative)

Accessories (ordered separately):

Cover hardware

Cat. #	Type (see images at right)
ENXL0011	Slot shape captive clamps
ENXL0010	Double bit shape captive clamps

Ground stud kit

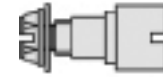
Cat. #	Type
ENK10738P	M10 stainless steel

Stand-off pillars

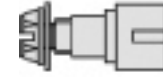
Cat. #	Type	Inches
ACCSOP15	SP15	0.60
ACCSOP20	SP20	0.80
ACCSOP30	SP30	1.20

Breather/drains

Cat. #	Type
BD3S1	M20 Ex e IP66 stainless steel (Raxton CV)
BD3NP	M20 Ex e IP66 nickel-plated brass (Raxton CV)



Slot shape (standard with XLV)



Double bit shape (standard with XLH)



Stand-off pillars

Ⓐ When terminal blocks or approved Class I, Division 2 devices are installed within the enclosure in accordance with NEC/CEC requirements. These enclosures are NOT explosionproof and will NOT contain an explosion. Installation of arcing and sparking devices which are not Class I, Division 2 rated or higher is NOT PERMITTED.

Ⓛ For sizes 406 x 406mm (16" x 16") and larger.

Ⓛ For sizes 406 x 305mm (16" x 12") and larger.

Ⓛ For sizes 305 x 305mm (12" x 12") and larger.

Ⓛ UL only, IP44.

Ⓛ UL only, IP54.

N-TB (NXT) enclosures

Cl. I, Div. 2, Groups A, B, C, D
 AEx Cl. I, Zone 1
 Type 3S, 4 (stainless steel)
 Type 4X (stainless steel)
 IP66

IECEx/ATEX
 TR-CU/EAC

Fully removable hinged cover

Applications:

- N-TB (NXT) enclosures have been designed to accommodate rail mounted terminals or other electrical components
- 316L stainless steel is recommended to give maximum protection for components in outdoor/aggressive environments

Features:

- Twenty-eight basic sizes in five standard depths to optimize the accommodation of rail mountable terminals or components
- Fully removable hinged cover, concealed hinges provide 180° opening
- Cover mounting, two or three stainless steel captive screws on one side
- Lip on upstand increases gasket contact area, ensuring high degree of ingress protection
- Internal/external ground stud
- 40mm wide mounting lugs for assembly on standard frames
- Option of 0, 1, 2, 3 or 4 gland plates
- Optional through cover padlock hasp available

Certifications and compliances:

Component certificates – BVS13ATEXE014U and IECEx BVS 13.0026U:

- 2G Ex e IIC Gb or 2D Ex tb IIIC Db
- TR-CU and EAC
- Class I, Division 2, Groups A, B, C, D; Class I, Zone 1
- cULus to UL50/C22.2 No. 94-M91
- UL Listed E115376 (Ordinary Locations)
- Type 3S, 4, 4X/IP66 – stainless steel

Factory options:

- Terminals, glands and Myers™ hubs assembled according to customer specification
- Drilled entries for cable glands fitted to customer specification
- Tapped entries on 6mm thick gland plates

N-TB-T terminal boxes:

N-TB (NXT) enclosures are available assembled as custom configured and certified terminal boxes. Options include custom entries, cable glands and plugs with built-in terminals (Ex-e and Ex-i) and other equipment. Contact your sales representative for ordering details.

Standards:

- IEC/EN/UL/CAN 60079-0
- IEC/EN/UL/CAN 60079-7
- IEC/EN 60079-31
- IEC/EN 60529

Certificates:

- BVS16 ATEX-E-099X
- IECEx BVS 16.0065X
- UL Listed E108296 (Hazardous Location)
- RU_C-DE.AA87.B.00885

Ambient temperatures:

- 55[ⓐ]/-40[ⓑ]/-35[ⓒ] up to +40°C (T6 and maximum surface temperature of T80[ⓐ])
- 55[ⓐ]/-40[ⓑ]/-35[ⓒ] up to +55°C (with temperature class T5 and maximum surface temperature of T95[ⓐ])
- 55[ⓐ]/-40[ⓑ]/-35[ⓒ] up to +65/70/80/100/110°C (with temperature class T4 and maximum surface temperature of T120[ⓐ])

Material:

- Terminal boxes only available in 316L stainless steel enclosures

Electrical ratings:

- Rated voltage up to 690V AC/DC; rated current up to 400A; conductor cross-sections up to 240mm²

Technical specifications:

Description	Type	Specification
Material		1.5 mm thick stainless steel: 316L (1.4401)
Finish	Stainless steel	Corrosion-resistant electro-polished surface
Gasket	All types	Foam-in-place silicone (standard); cut silicone for extended temperatures (optional)
Cover mounting	All types	Fully detachable hinged cover with 2 or 3 x M6 hexagon head captive stainless steel screws
Grounding	All types	M10 internal/external ground stud; M6 internal ground stud on lid and gland plates
Box mounting	All types	4 x external lugs, 0.433" (11mm) clearance holes/slots
Equipment mounting	All types	2 or 4 x stand-off pillars, 0.394" (9mm) OD x 0.590" (15mm) tall, tapped M6 x 0.394" (9mm)
Ingress protection	All types	IP66 to EN/IEC 60529
Service temperature range	No gland plates	-55°C to +120°C
	With gland plates	-35°C to +120°C (optional cut silicone gasket down to -40°C)
Impact resistance	All types	Minimum 7 J (Nm) to IEC/EN 60079-0, IK 10



Markings:

- ATEX and IECEx: Ex eb IIC T6/5/4 Gb; Ex tb IIIC T80/95/120°C Db
- NEC 500 and NEC 505: Class I, Division 2, Groups A, B, C, D and Class I, Zone 1, AEx e IIC T6/5/4
- EAC CU TR: 1Ex e IIC T6/T5 Gb X or Ex tb IIIC T80/95/120°C Db X

Note: Ambient temperature range depends on ratings of built-in components and enclosure gland plate and gasket options.

*Painted versions only available on demand.

[Ⓐ]When terminal blocks or approved Class I, Division 2 devices are installed within the enclosure in accordance with NEC/CEC requirements. These enclosures are NOT explosionproof and will NOT contain an explosion. Installation of arcing and sparking devices which are not Class I, Division 2 rated or higher is NOT PERMITTED.

[Ⓑ]-55°C ambient temperature rating only available on 0 gland plate versions.

[Ⓒ]Requires suffix 'E' for extended temperature cut silicone gasket on enclosures with gland plates.

[Ⓓ]Standard temperature rating on enclosures with gland plates.

[Ⓔ]UL50 only, not ATEX or IECEx rated.

N-TB (NXT) enclosures

Cl. I, Div. 2, Groups A, B, C, D
 AEx Cl. I, Zone 1
 Type 3S, 4
 Type 4X (stainless steel)
 IP66

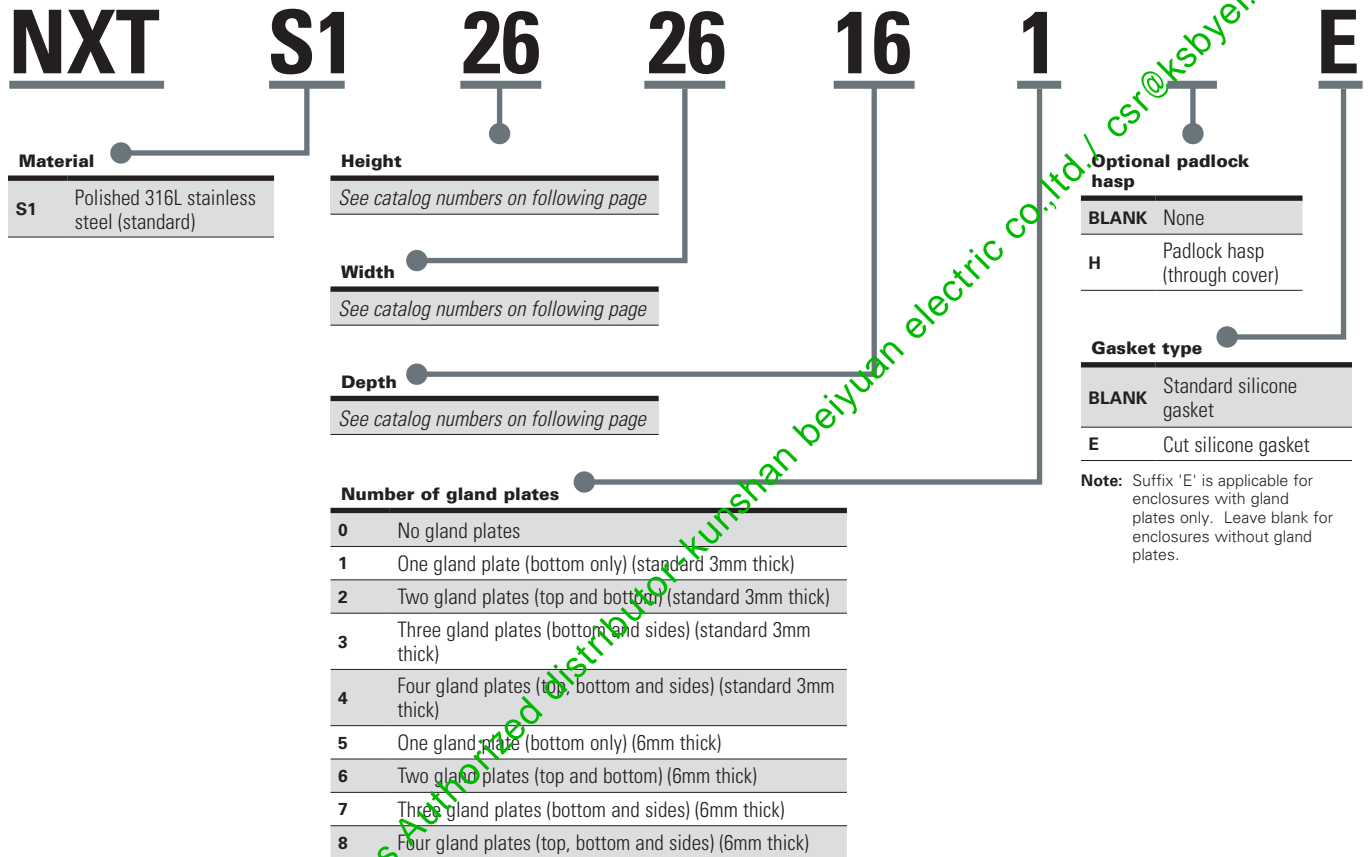
IECEX/ATEX
 TR-CU/EAC

Fully removable hinged cover

Ordering information:

Part number example

NXTS12626161E



* Painted versions only available on demand

⚠ When terminal blocks or approved Class I, Division 2 devices are installed within the enclosure in accordance with NEC/CEC requirements. These enclosures are NOT explosionproof and will NOT contain an explosion. Installation of arcing and sparking devices which are not Class I, Division 2 rated or higher is NOT PERMITTED.

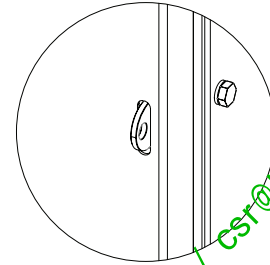
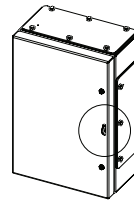
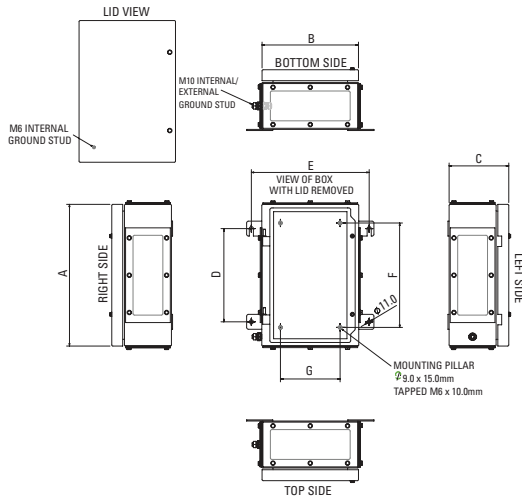
N-TB (NXT) enclosures

Cl. I, Div. 2, Groups A, B, C, D
 AEx Cl. I, Zone 1
 Type 3S, 4
 Type 4X (stainless steel)
 IP66

IECEx/ATEX
 TR-CU/EAC

Fully removable hinged cover

Dimensions and fixing centers:



Detail view – optional through lid padlock hasp (suffix 'H')

Enclosure external dimensions External fixing centers dimensions Internal mounting center dimensions

Cat. # (H, W, D)	Height (A) in. (mm)	Width (B) in. (mm)	Depth (C) in. (mm)	Vertical (D) in. (mm)	Horizontal (E) in. (mm)	Vertical pitch (F) in. (mm)	Horizontal pitch (G) in. (mm)	Mounting pillar quantity	Weight lbs. (kg.)
NXT 22 15 13	9.00 (229)	6.00 (152)	5.30 (135)	5.98 (152)	7.01 (178)	5.00 (127)	N/A	2	7.17 (3.25)
NXT 26 26 16	10.20 (260)	10.20 (260)	6.30 (160)	6.69 (170)	12.44 (316)	6.30 (160)	6.30 (160)	4	12.13 (5.50)
NXT 26 26 20	10.20 (260)	10.20 (260)	8.10 (205)	6.69 (170)	12.44 (316)	6.30 (160)	6.30 (160)	4	13.35 (6.06)
NXT 30 18 15	11.80 (300)	7.10 (180)	5.90 (150)	6.34 (161)	8.07 (205)	7.87 (200)	3.15 (80)	4	9.95 (4.51)
NXT 30 30 16	12.00 (306)	12.00 (306)	6.30 (160)	7.99 (203)	13.03 (331)	8.11 (206)	8.11 (206)	4	15.43 (7.00)
NXT 30 30 20	12.00 (306)	12.00 (306)	8.10 (205)	7.99 (203)	13.03 (331)	8.11 (206)	8.11 (206)	4	16.49 (7.48)
NXT 30 35 20	12.00 (306)	13.80 (350)	8.10 (205)	7.99 (203)	15.94 (405)	8.11 (206)	9.84 (250)	4	18.10 (8.21)
NXT 37 31 15	14.60 (370)	12.20 (310)	5.90 (150)	9.09 (231)	13.19 (335)	10.63 (270)	8.27 (210)	4	15.32 (6.95)
NXT 38 26 16	15.00 (380)	10.20 (260)	6.30 (160)	9.84 (250)	12.44 (316)	11.02 (280)	6.30 (160)	4	15.43 (7.00)
NXT 38 26 20	15.00 (380)	10.20 (260)	8.10 (205)	9.84 (250)	12.44 (316)	11.02 (280)	6.30 (160)	4	17.10 (7.76)
NXT 38 30 23	15.00 (380)	11.80 (300)	9.20 (233)	9.84 (250)	14.02 (356)	11.02 (280)	7.87 (200)	4	20.77 (9.42)
NXT 38 38 23	15.00 (380)	15.00 (380)	9.20 (233)	9.84 (250)	17.17 (436)	11.02 (280)	11.02 (280)	4	24.85 (11.27)
NXT 38 45 20	15.00 (380)	17.70 (450)	8.10 (205)	9.84 (250)	19.92 (506)	11.02 (280)	13.78 (350)	4	25.66 (11.64)
NXT 40 40 16	15.70 (400)	15.70 (400)	6.30 (160)	10.39 (264)	17.95 (456)	11.81 (300)	11.81 (300)	4	20.21 (9.17)
NXT 40 50 15	16.00 (406)	20.00 (508)	5.90 (150)	10.51 (267)	22.20 (564)	12.05 (306)	16.06 (408)	4	23.30 (10.57)
NXT 45 38 16	18.00 (458)	15.00 (382)	6.30 (160)	12.01 (305)	16.02 (407)	14.09 (358)	11.10 (282)	4	21.45 (9.73)
NXT 45 38 20	18.00 (458)	15.00 (382)	8.10 (205)	12.01 (305)	16.02 (407)	14.09 (358)	11.10 (282)	4	26.12 (11.85)
NXT 45 55 20	18.00 (458)	21.70 (550)	8.10 (205)	12.01 (305)	23.82 (605)	14.09 (358)	17.72 (450)	4	35.03 (15.89)
NXT 48 48 16	18.90 (480)	18.90 (480)	6.30 (160)	12.87 (327)	19.88 (505)	14.96 (380)	14.96 (380)	4	26.69 (12.11)
NXT 48 48 20	18.90 (480)	18.90 (480)	8.10 (205)	12.87 (327)	19.88 (505)	14.96 (380)	14.96 (380)	4	32.56 (14.77)
NXT 50 35 16	19.70 (500)	13.80 (350)	6.30 (160)	13.78 (350)	15.98 (406)	15.75 (400)	9.84 (250)	4	21.60 (9.80)
NXT 50 35 20	19.70 (500)	13.80 (350)	8.10 (205)	13.78 (350)	15.98 (406)	15.75 (400)	9.84 (250)	4	26.13 (11.85)
NXT 50 45 20	19.70 (500)	17.70 (450)	8.10 (205)	13.78 (350)	19.92 (506)	15.75 (400)	13.78 (350)	4	31.94 (14.49)
NXT 50 55 20	19.70 (500)	21.70 (550)	8.10 (205)	13.78 (350)	23.86 (606)	15.75 (400)	17.72 (450)	4	37.67 (17.09)
NXT 50 64 20	19.70 (500)	25.20 (640)	8.10 (205)	12.99 (330)	27.40 (696)	15.75 (400)	21.26 (540)	4	42.75 (19.39)
NXT 60 64 20	23.60 (600)	25.20 (640)	8.10 (205)	17.72 (450)	27.40 (696)	19.69 (500)	21.26 (540)	4	49.87 (22.62)
NXT 62 45 16	24.40 (620)	17.70 (450)	6.30 (160)	17.72 (450)	19.92 (506)	20.47 (520)	13.78 (350)	4	31.10 (14.11)
NXT 62 45 20	24.40 (620)	17.70 (450)	8.10 (205)	17.72 (450)	19.92 (506)	20.47 (520)	13.78 (350)	4	37.48 (17.00)
NXT 73 73 20	28.70 (730)	28.70 (730)	13.40 (340)	20.87 (530)	30.94 (786)	24.80 (630)	24.80 (630)	4	100.70 (45.68)
NXT 74 55 16	29.10 (740)	21.70 (550)	6.30 (160)	21.26 (540)	23.86 (606)	25.20 (640)	17.72 (450)	4	42.49 (19.27)
NXT 74 55 20	29.10 (740)	21.70 (550)	8.10 (205)	21.26 (540)	23.86 (606)	25.20 (640)	17.72 (450)	4	52.39 (23.76)
NXT 76 50 16	30.00 (762)	20.00 (508)	6.30 (160)	20.00 (508)	21.02 (534)	26.06 (662)	16.06 (408)	4	40.74 (18.48)
NXT 76 50 20	30.00 (762)	20.00 (508)	8.10 (205)	20.00 (508)	21.02 (534)	26.06 (662)	16.06 (408)	4	51.81 (23.50)
NXT 86 64 16	33.90 (860)	25.20 (640)	6.30 (160)	22.44 (570)	27.40 (696)	29.92 (760)	21.26 (540)	4	54.85 (24.88)
NXT 86 64 20	33.90 (860)	25.20 (640)	8.10 (205)	22.44 (570)	27.40 (696)	29.92 (760)	21.26 (540)	4	63.93 (29.00)
NXT 91 61 20	36.00 (914)	24.00 (610)	8.10 (205)	22.01 (559)	25.04 (636)	32.05 (814)	20.08 (510)	4	68.34 (31.00)
NXT 98 74 16	38.60 (980)	29.10 (740)	6.30 (160)	27.56 (700)	31.34 (796)	34.65 (880)	25.20 (640)	4	69.35 (31.46)
NXT 98 74 20	38.60 (980)	29.10 (740)	8.10 (205)	27.56 (700)	31.34 (796)	34.65 (880)	25.20 (640)	4	83.76 (37.99)
NXT 105 61 20	41.30 (1050)	24.00 (610)	8.10 (205)	35.83 (559)	26.22 (666)	37.40 (950)	20.08 (510)	4	77.00 (34.93)

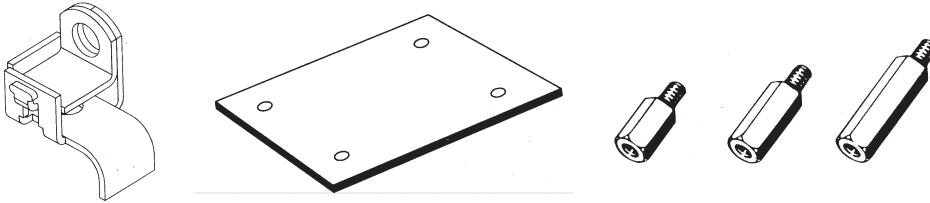
Ⓢ When terminal blocks or approved Class I, Division 2 devices are installed within the enclosure in accordance with NEC/CEC requirements. These enclosures are NOT explosionproof and will NOT contain an explosion. Installation of arcing and sparking devices which are not Class I, Division 2 rated or higher is NOT PERMITTED.

Ⓜ Add 1.18" (30mm) to horizontal mounting center dimension on 3 and 4 gland plate versions.

Ⓛ Mounting pillar pattern: 2 – on vertical center line; 4 – one in each corner at defined pitch about center.

N-TB (NXT) enclosures

Accessories (ordered separately):



Mounting plates

Enclosure size	Cat. # 2mm zinc coated steel	Cat. # 2mm 316L stainless steel
NXT 221513	NXTZTMP2215	NXTS1MP2215
NXT 262616	NXTZTMP2626	NXTS1MP2626
NXT 262620	NXTZTMP2626	NXTS1MP2626
NXT 301815	NXTZTMP3018	NXTS1MP3018
NXT 303016	NXTZTMP3030	NXTS1MP3030
NXT 303020	NXTZTMP3030	NXTS1MP3030
NXT 303520	NXTZTMP3035	NXTS1MP3035
NXT 373115	NXTZTMP3731	NXTS1MP3731
NXT 382616	NXTZTMP3826	NXTS1MP3826
NXT 382620	NXTZTMP3826	NXTS1MP3826
NXT 383023	NXTZTMP3830	NXTS1MP3830
NXT 383823	NXTZTMP3838	NXTS1MP3838
NXT 384520	NXTZTMP3845	NXTS1MP3845
NXT 404016	NXTZTMP4040	NXTS1MP4040
NXT 405015	NXTZTMP4050	NXTS1MP4050
NXT 453816	NXTZTMP4538	NXTS1MP4538
NXT 453820	NXTZTMP4538	NXTS1MP4538
NXT 455520	NXTZTMP4555	NXTS1MP4555
NXT 484816	NXTZTMP4848	NXTS1MP4848
NXT 484820	NXTZTMP4848	NXTS1MP4848
NXT 503516	NXTZTMP5035	NXTS1MP5035
NXT 503520	NXTZTMP5035	NXTS1MP5035
NXT 504520	NXTZTMP5045	NXTS1MP5045
NXT 505520	NXTZTMP5055	NXTS1MP5055
NXT 506420	NXTZTMP5064	NXTS1MP5064
NXT 606420	NXTZTMP6064	NXTS1MP6064
NXT 624516	NXTZTMP6245	NXTS1MP6245
NXT 624520	NXTZTMP6245	NXTS1MP6245
NXT 737334	NXTZTMP7373	NXTS1MP7373
NXT 745516	NXTZTMP7455	NXTS1MP7455
NXT 745520	NXTZTMP7455	NXTS1MP7455
NXT 765016	NXTZTMP7650	NXTS1MP7650
NXT 765020	NXTZTMP7650	NXTS1MP7650
NXT 866416	NXTZTMP8664	NXTS1MP8664
NXT 866420	NXTZTMP8664	NXTS1MP8664
NXT 916120	NXTZTMP9161	NXTS1MP9161
NXT 987416	NXTZTMP9874	NXTS1MP9874
NXT 987420	NXTZTMP9874	NXTS1MP9874
NXT 1056120	NXTZTMP10561	NXTS1MP10561

Stand-off pillars (pack of 2)

Type	Inches	Cat. #
SP15	0.60	ACCSOP15
SP20	0.80	ACCSOP20
SP30	1.20	ACCSOP30

Assembly rail (mild steel)

Type	Length	Cat. #
TS35	78.74"	ACCTS352M
TAS20	78.74"	ACCTAS202M

Retrofit locking hasp

Type	Cat. #
NPA6	NXTNPAHASP

Note: Stainless steel for Type NP6 padlocks. Mount on enclosure by removing cover screw and fitting hasp between cover and screw.

Lock

Type	Cat. #
NP6 brass lock and two keys	NXTNP6BL2K

Ground stud kits

Type	Cat. #
M10 stainless steel	ENK10738P

Mounting plate screws (metric)

Description	Cat. #
Four per set	CCH4142

May order factory assembled with suffix 'H'.