



6-pole EMERGENCY STOP



6-pole



3-pole EMERGENCY STOP



3-pole

Technical data

Ex-safety switches 20 A

Marking accd. to 2014/34/EU	⊕ II 2 G Ex ed ia IIC T6 / ⊕ II 2 D Ex tD A21 IP66 T80 °C	
EC-Type Examination Certificate	PTB 99 ATEX 1161	
IECEX Certificate of Conformity	BK1 07.0012	
Marking accd. to IECEx	Ex ed ia IIC T6 Ex tD A21 IP66 T55 °C	
Permissible ambient temperature	-20 °C up to +40 °C ¹⁾	
Rated voltage	up to max. 690 V	
Rated current	max. 20 A	
Frequency	50/60 Hz	
Rated making-/rated breaking capacity AC-3 accd. EN 60947-3	U _e 230 V / I _e 20 A U _e 400 V / I _e 20 A U _e 500 V / I _e 16 A U _e 690 V / I _e 10 A	
Rated making-/ breaking capacity DC 1/DC 23 accd. EN 60947-3	U _e 60 V / I _e 20 A (1 contact) U _e 120 V / I _e 20 A (2 contacts in series)	
Rated making-/ breaking capacity DC-13 (L/R = 100 ms) accd. EN 60947-3	U _e 60 V / I _e 6 A	
Switch-disconnector for maintenance accd. to IEC 62262-1	Class 1	
Back-up fuse	up to 400 V AC: 35 A gG up to 500 V AC: 35 A gG up to 690 V AC: 25 A gG	
Connecting terminals	main contact	max. 2 x 4 mm ² (stranded wire or fine wire) / max. 6 mm ² (pin cable lug)
	auxiliary-/Signal contact	2 x 2.5 - 2.5 mm ² (option)
Protection class	IP66	
Degree of protection accd. to EN 60529	IP66	
Cable glands/enclosure drilling	M20 cable gland see ordering details M25 cable gland see ordering details M32 cable gland see ordering details Option: metal flange with thread	
Weight	3-pole	approx. 1.48 kg
	6-pole	approx. 2.43 kg
Enclosure material	glass-fibre reinforced polyester	
Enclosure colour	black	
Auxiliary contact (option)	1 x NO making - lagging; breaking - leading 1 x NC (only 6-pole version) making - leading; breaking - lagging	
Padlocking facility	can be locked in OFF position with 3 commercially available padlocks (Ø max. 6 mm)	

¹⁾ Other ambient temperatures on request

GHG 262 - Ex-safety switches 20 A



3-pole



3-pole EMERGENCY STOP



6-pole



6-pole EMERGENCY STOP

Ordering details

Content	Cable gland	Auxiliary contact	Order No.
Safety switch 20 A 3-pole			
3-pole	2 x M32 / 1 x M25	1 NO	GHG 262 2301 R0001
3-pole	2 x M32	none	GHG 262 2304 R0001
3-pole EMERGENCY STOP	2 x M32 / 1 x M25	1 NO	GHG 262 2301 R0002
3-pole EMERGENCY STOP	2 x M32	none	GHG 262 2304 R0002
Safety switch 20 A 4-pole			
4-pole	2 x M20	1 NO + 1 NC	GHG 262 2301 R0007
4-pole	2 x M32 / 1 x M25	1 NO + 1 NC	GHG 262 2301 R0009
4-pole	2 x M32	none	GHG 262 2304 R0004
4-pole	2 x M20	none	GHG 262 2304 R0003
4-pole EMERGENCY STOP	2 x M32 / 1 x M25	1 NO + 1 NC	GHG 262 2301 R0010
Safety switch 20 A 6-pole			
6-pole	4 x M32 / 1 x M25	1 NO + 1 NC	GHG 262 2601 R0001
6-pole	4 x M25	1 NO + 1 NC	GHG 262 2601 R0005
6-pole EMERGENCY STOP	4 x M32 / 1 x M25	1 NO + 1 NC	GHG 262 2601 R0002

Customized version on request, auxiliary contacts in Ex ia available

Accessories

Type	Application	Fixing method	Order No.
Mounting plate for Ex-safety switches 20 A 3-pole			
Size 2	Wall mounting	snap on	GHG 610 1953 R0104
Size 2	Pipe clamp	snap on	GHG 610 1953 R0105
Size 2	Trellis-work mounting	snap on	GHG 610 1953 R0106

Type	Application	Fixing method	Order No.
Mounting plate for Ex-safety switches 20 A 6-pole			
Size 3	Wall mounting	snap on	GHG 610 1953 R0118
Size 3	Pipe clamp	snap on	GHG 610 1953 R0110
Size 3	Trellis-work mounting	snap on	GHG 610 1953 R0118

Type	Application	OU	Order No.
Accessories for mounting plates			
Label holder with type label (blank) for mounting plate size 1, 2, 2A and 3		10	GHG 610 1953 R0057
Mounting set for pipes 1" (of 27 - 30 mm) for mounting plates with pipe fixing		10	GHG 610 1953 R0020

Type	Application	OU	Order No.
Canopies			
Size 2	for mounting plate size 2	1	GHG 610 1955 R0102
Size 2A	for mounting plate size 2A	1	GHG 610 1955 R0103
Size 3	for pipe mounting plate size 3 vertical	1	GHG 610 1955 R0104
Size 3A	for mounting plates wall/trellis fixing size 3 vertical	1	GHG 610 1955 R0105
Size 3B	for mounting plates pipe fixing size 3 horizontal	1	GHG 610 1955 R0106

Please pay attention that only order units (OU) according to the ordering details can be delivered.



6-pole EMERGENCY STOP



6-pole

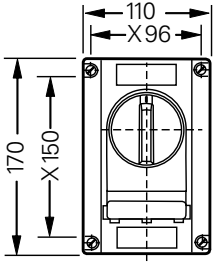


3-pole EMERGENCY STOP

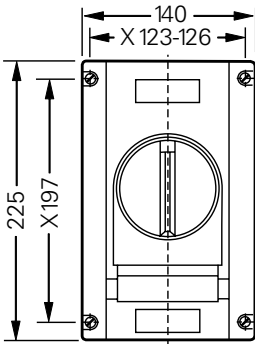
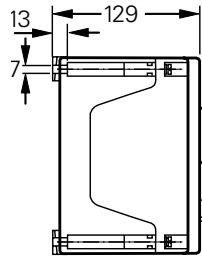


3-pole

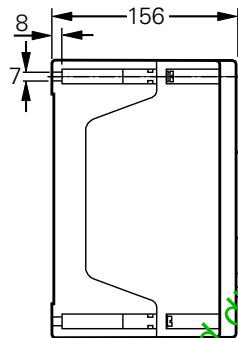
Dimension drawing



3/4-pole



6-pole



X = fixing dimensions

Eaton's Crouse-Hinds series Authorized distributor - kunshan beiyuan electric co.,ltd - // // csr@ksbyel.com